

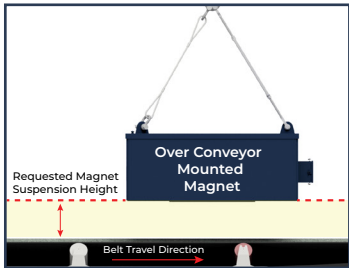
General Overhead Magnet Quote Request

Company: _____ Quote Required Date: _____
 Address: _____ Contact Person: _____
 City, State, ZIP: _____ Contact Email: _____
 Phone/Cell: _____ Email Completed RFQ to: magsales@dingsco.com
 Date Equipment Required by: _____ ***You Must Select One to Print: Imperial Metric**

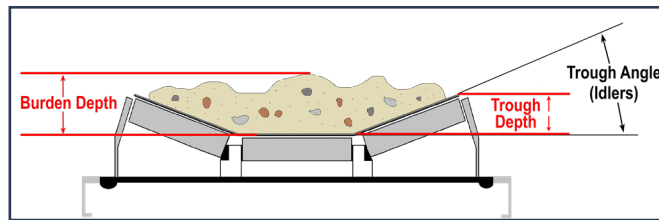
Information for Applications

ver. 4/25

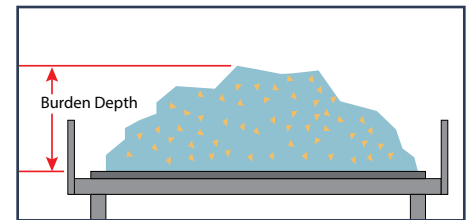
Type of Material Being Conveyed: _____
 Belt Width: _____ Belt Speed: _____ Belt Capacity: _____
 Bulk Density: _____ Max Lump Size: _____ Max. Burden Depth: _____ (b)
 Requested Magnet Suspension Height: _____ (a) Trough Depth (if known): _____ (b)
 Conveyor Inclined? Yes No Inclined: _____ ° degrees
 Trough Idlers: 0° degrees 20° degrees 35° degrees 45° degrees (b)
 Supply Requirements: Volts: _____ Phase: _____ Cycles Per Second (Hz): _____
 a) Description of magnet suspension height: _____
 Description of Largest & Smallest Size of Metal to be Removed: _____



b) Description burden depth for troughed belt (idler angle and trough depth indicated).


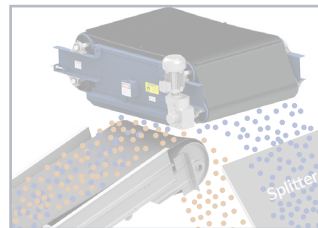
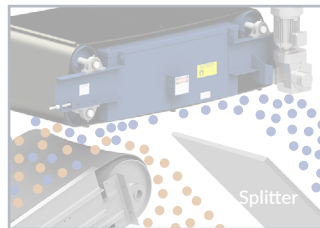


b) Description of burden depth for flat belts (no idler angle/trough depth entries needed)



Overhead Magnet Selection

- Electromagnet Permanent
- Self-Cleaning Stationary
- Overhead Mounting Selection:
- Inline
- Cross-Belt Over Head Pulley
- Cross-Belt Over Conveyor



Non-Magnetic Material ■ Magnetic Material ■

Overhead Magnet Options

Dust Cover Zero Speed Switch
 Pulley Guard 4-Point Suspension
 *Stationary Model Only
 High Temp. Belt CSA Approved Model Hydraulic Motor
 Armor-Clad Durabelt Hazardous Location Flow Rate: _____
 Special Requirements: _____ Pressure: _____

Rectifier Options

*Note: Electromagnets Require a Rectifier for Operation:
 Rectifier:
 Yes: No:
 ETL Listed Model
 Hazardous Location

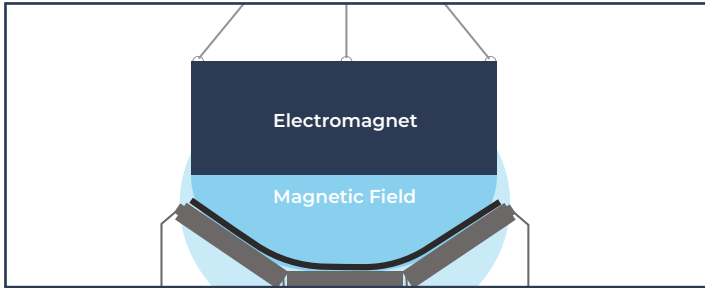


Dings magnetic group

Factors in Selecting an Overhead Magnetic Separator

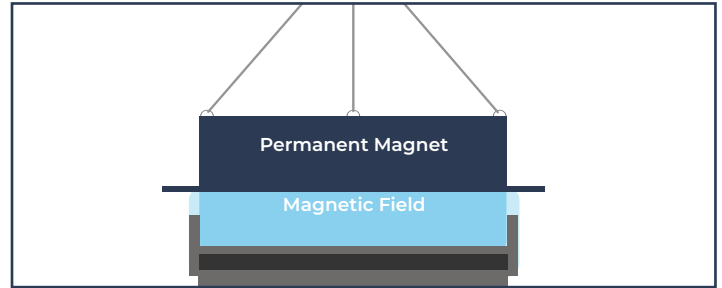
Type of Magnetic Separator

Electromagnets



The magnet suspension height required to accommodate the burden depth and lump size of material conveyed in troughed belts makes the electromagnet with its deep magnetic field the magnet of choice. Tramp metal is dropped from a stationary electromagnet by cutting its power.

Permanent Magnets



Permanent magnets are space efficient when used in tight space portable plants. They can also be an economical alternative to an electromagnet if it provides the metal separation performance required which is often the case with material being conveyed on a flat belt. Ferrous metal collected must be manually scraped from the surface of a permanent stationary magnet,

Self-Cleaning vs. Stationary

Self-Cleaning Models



Dings Self-Cleaning Models are ideal when tramp metal is common and the time and manpower needed to clear a stationary model is problematic.

The Self-cleaning belt continuously travels across the face of the magnet to automatically discharge tramp iron into a collection bin or other receptacle.

Self-Cleaning Belt Options

- ◇ Standard multi-ply rubber belt with hot vulcanized 1" cleats for superior adhesion.
- ◇ Multi-ply rubber belt with hot vulcanized 3" cleats to sweep away large diameter cans. Ideal for material recovery facilities.
- ◇ Dings 'Durabelt'– stainless steel pads and cleats protect the entire impact area and are easy to replace in the field. Built for tough applications like concrete recycling.

Stationary Models



Stationary magnets are used when tramp metal is rare in your process but must be removed.

Stationary magnets, without the belt assembly and drive motor of a self-cleaning model, can be positioned closer to the material being conveyed. The lower suspension height makes the use of a smaller more economical magnet a possibility.

Another benefit of Dings stationary magnets having no moving parts is that they are virtually maintenance-free. Just check the cooling oil on electromagnet models.

Call us for Expert Support of Dings Co. Equipment - Regardless of its Age



Dings magnetic group

Factors in Selecting an Overhead Magnetic Separator


Mounting Position's Effect on Performance

Crossbelt Over the Belt Option Benefits

In a cross-belt over the conveyor belt mounting position the magnet is installed at a right angle to the travel direction of the material on the belt. Tramp metal is collected by the magnet and discharged by the magnet's self-cleaning belt into a collection bin along side the conveyor. This orientation is commonly used when the magnet is being installed in an easily accessible area on an existing conveyor.

Magnetic Material: ■


Non-Magnetic Material: ■



Mounted crossbelt over the belt

Crossbelt Over the Head Pulley Option Benefits


Cross-belt over the head pulley orientation is a more efficient option than mounting over the belt. One reason for this is the conveyor belt flattens as it reaches the pulley allowing for a reduced suspension height. Another is as the material is discharged from the conveyor it becomes airborne, liberating the tramp metal and making it easier to separate since it doesn't need to be pulled through the material burden. Due to these factors this orientation sometimes permits the use of a smaller magnet in comparison to cross-belt over the conveyor orientation. Cross-belt over the head pulley magnets are often used in conjunction with a splitter to ensure proper separation.



Mounted crossbelt over the head pulley

Inline Mounting Option Benefits

Inline orientation is a more efficient mounting position than Crossbelt over the conveyor. With an inline mounted magnet, as the material is discharged from the conveyor it becomes airborne. This liberates the tramp metal making it easier to separate since it doesn't need to be pulled through the material burden. This along with its lower required suspension height sometimes permits the use of a smaller more economic magnet as compared to cross-belt over the conveyor orientation. Inline Magnets are used in conjunction with a splitter to ensure proper separation between burden material and tramp metal.



Mounted inline

Engineering Driven - Customer Service Focused



Dings Company Magnetic Group engineering and sales staff work together from our Milwaukee, WI factory to provide outstanding customer service from experts in magnetic separation. First, we listen to our customers to gain an understanding of their needs. Then we apply our experience in their trade to provide magnetic separation equipment that is sized and positioned for the best possible performance in their specific application.