


Overhead Self-Cleaning Electromagnet: Crossbelt or Inline Mount

- ◇ Balanced Magnetic Circuit for maximum efficiency and equal distribution of length, width and depth of magnetic circuit
- ◇ Multi-ply rubber belt with hot vulcanized 1" cleats for superior adhesion
- ◇ Terminal connection box is NEMA 4 weather tight
- ◇ Stainless steel bottom and center wear plate provides extra protection in the main impact area



Dings Self-Cleaning Electromagnet

Dings Self-Cleaning Models' belt continuously travels across the face of the magnet to automatically discharge tramp iron. It comes equipped with a multi-ply rubber belt with 1 inch hot vulcanized cleats.

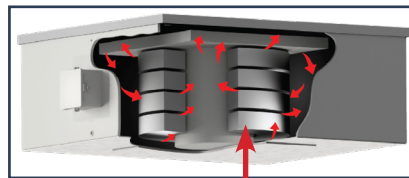


Dings Severe Duty Self-Cleaning Electromagnet

The Severe Duty Model is specifically designed for tough applications. It is built to withstand the harshest environments and comes equipped with a Dings 'Durabelt' that prevents the rubber belt from being pierced by sharp tramp metal. A heavy duty drive assembly, lagging on the drive pulley and reinforced suspension/mounting hardware are included.

Dings Electromagnetic Coils

- ◇ No insulation is needed with anodized aluminum straps—eliminating the major cause of coil failure (insulation breakdown)
- ◇ More magnetism and separating power - generated by extra turns
- ◇ Each turn is exposed to cooling oil - assuring a stronger, more efficient magnet
- ◇ Eliminates the need for external oil expansion pipes or tanks that require maintenance and can be damaged



Oil Flow = 

Anodized
Aluminum
Strap



**20-Year Warranty
on Coil Burnout**

Anodized Aluminum Strap Coils

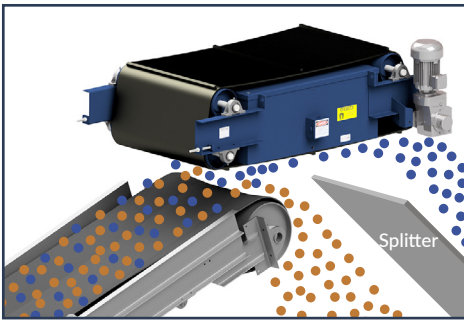
Dings electromagnetic coils are wound with an anodized aluminum strap— an exclusive design that generates more magnetism than any other on the market and exceeds Class H insulation rating! This design outlasts and out-performs copper wire with polymer insulation or bare aluminum with Nomex® insulation.

Dings Electromagnetic Rectifiers




- ◇ Maintenance-free
- ◇ Overload capacity for short infrequent periods
- ◇ Corrosion protection in extreme environments

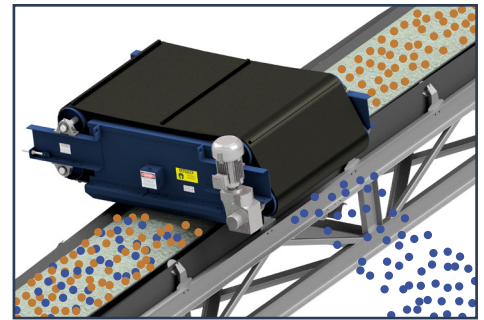
Inline Mounting Position



Crossbelt Over the Head Pulley



Crossbelt Over the Conveyor Belt



Non-Magnetic Material ■ Magnetic Material ■

Inline orientation is a more efficient mounting position than Crossbelt over the conveyor belt. With an inline mounted magnet, ferrous metal is liberated from the material as it is discharged from the conveyor making it easier to separate. Inline orientation sometimes permits the use of a smaller more economic magnet compared to cross-belt over the conveyor belt because the suspension height is reduced.

Cross-belt over the head pulley orientation is a more efficient option than mounting over the belt. One reason for this is the conveyor belt flattens as it reaches the pulley allowing for a reduced suspension height. Another is as the material leaves the conveyor it becomes airborne liberating the tramp metal and making it easier to separate. This orientation may permit the use of a smaller more economic magnet.

In a cross-belt over the conveyor belt mounting position the magnet is installed at a right angle to the travel direction of the material on the belt. Tramp metal is collected by the magnet and discharged by the magnet's self-cleaning belt into a collection bin along side the conveyor. This orientation is commonly used when the magnet is being installed on an existing conveyor.

More Dings Company Magnetic Separation Equipment

Magnetic Head Pulley

Available in 3 different strength series




MRF (Material Recovery Facility) Overhead Self-Cleaning Electromagnet

3" high cleats




Overhead Self-Cleaning Permanent Magnet

Lifetime warranty on magnetism



Eddy Current Separator

Separate non-ferrous metal



Deep Draw Drum Magnet



ver. 1/25

Engineering Driven - Customer Service Focused



Dings Company Magnetic Group engineering and sales staff work together from our Milwaukee, WI factory to provide outstanding customer service from experts in magnetic separation. First, we listen to our customers to gain an understanding of their needs. Then we apply our experience in their trade to provide magnetic separation equipment that is sized and positioned for the best possible performance in their specific application.

Overhead Self-Cleaning Electromagnet Quote Request

Company: _____ Quote Required Date: _____

Address: _____ Contact Person: _____

City, State, ZIP: _____ Contact Email: _____

Phone/Cell: _____ Email Completed RFQ to: magsales@dingsco.com

Date Equipment Required by: _____ ***You Must Select One to Print: Imperial Metric**

Information for Aggregate Applications

Type of Material Being Conveyed: _____

Belt Width: _____ Belt Speed: _____ Belt Capacity: _____

Bulk Density: _____ Max Lump Size: _____ Max. Burden Depth: _____ (b)

Requested Magnet Suspension Height: _____ (a) Trough Depth (if known): _____ (b)

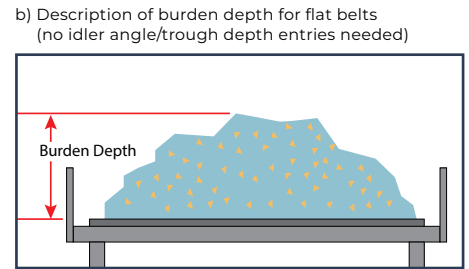
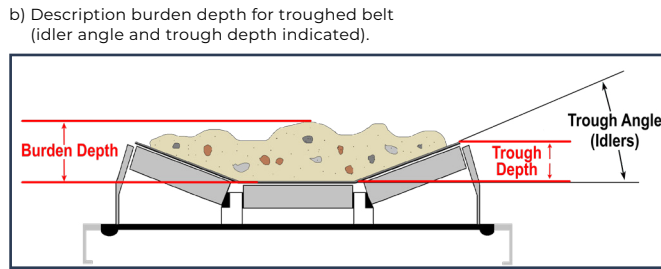
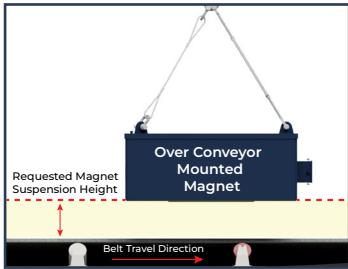
Conveyor Inclined? Yes No Inclined: _____ ° degrees

Trough Idlers: 0° degrees 20° degrees 35° degrees 45° degrees (b)

Supply Requirements: Volts: _____ Phase: _____ Cycles Per Second (Hz): _____

a) Description of magnet suspension height: _____


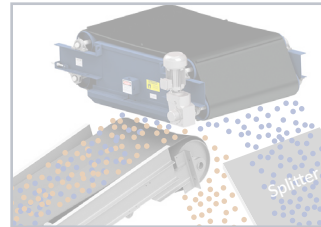
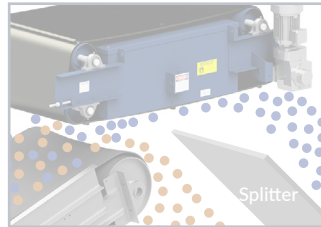
Description of Largest & Smallest Size of Metal to be Removed: _____



Overhead Magnet Selection

Overhead Mounting Selection:

- Inline
- Cross-Belt Over Head Pulley
- Cross-Belt Over Conveyor



Non-Magnetic Material ■ Magnetic Material ■

Overhead Magnet Options

Dust Cover _____ Hazardous Location _____

Pulley Guard _____ CSA Approved Model _____

High Temp. Belt _____ Zero Speed Switch _____

Armor-Clad Durabelt _____

Special Requirements: _____

ver. 1/25

Rectifier Options

*Note: Electromagnets Require a Rectifier for Operation:

Rectifier: _____

Yes: _____ No: _____

ETL Listed Model _____

Hazardous Location _____