


## Overhead Stationary Permanent Magnets

- ◇ Unique construction - the best ratio of field strength produced per size & weight of any in the industry!
- ◇ Magnet housing filled with Ceramic VIII magnet material.
- ◇ Non-magnetic stainless steel construction that prevents collection of ferrous metals on the magnet frame.



Optional sweep arm attachment for Stationary Model allows easier tramp metal removal

### Dings Stationary Permanent Magnet

Virtually maintenance-free with no moving parts. Ferrous metal is pulled out of the material stream and held in place until manually removed. Designed for easy installation, this model comes with a 3-point sling suspension system that includes two cables and one turnbuckle connected to a bull ring. Adjustment of suspension angle is easy. There is no measuring, shortening, lengthening or cutting of cable required. Stationary Permanent Magnets can be the most economical method of removing tramp metal when it is rare but must be removed.

### Dings Flux Control (DFC) Circuit

Dings Flux Control (DFC) Circuit design eliminates internal leakage between magnetic poles and improves separating performance. Other 'conventional' magnetic circuits contain air or filler material between the magnetic poles; this allows flux (magnetism) to escape (leak out) and be wasted. In Dings DFC design - blocking magnets are strategically positioned in the spaces between the magnetic poles. These redirect the flux outward, into your product, converting the wasted flux into working force - making the magnet more efficient.

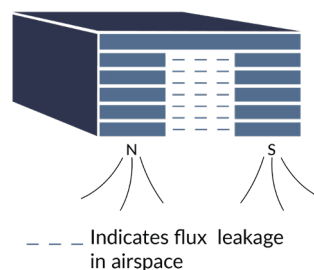
### Dings DFC Design improves the overall performance of the magnet in 3 ways

- ◇ The magnetic field is stronger
- ◇ The magnetic field extends deeper
- ◇ The magnetic field pattern is more uniform

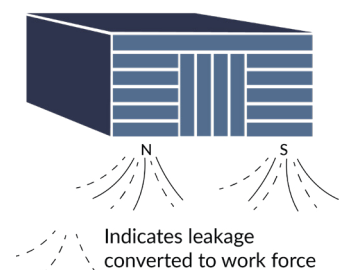


On Magnetism  
for all Permanent  
Magnets


Conventional Magnetic Circuit  
With "filler" between the poles



Dings Magnetic Circuit  
with blocking magnets  
between the poles




## Over the Head Pulley Position



Note: Over the head pulley positioning produces the best magnet performance because the material becomes airborne liberating the tramp metal making it easier to separate. Inline sometimes permits use of a smaller magnet compared to crossbelt positioning. The Magnet must be cleared of metal manually.

## Over the Conveyor Position



Note: Over the conveyor positioning is commonly used when over the head pulley positioning isn't feasible due to the process. Stationary over the conveyor magnets must be cleared manually. This can be done over the belt or the magnet can be moved laterally using a trolley to facilitate collection in a bin adjacent to the conveyor for tramp metal collection.

## More Dings Company Magnetic Separation Equipment

**Overhead Self-Cleaning Electromagnet**  
20-year warranty on coil burnout



**Deep Drum Magnet**



**Magnetic Head Pulley**  
Available in 3 different strength series



**Eddy Current Separator**  
Separate non-ferrous metal



**MRF (Material Recovery Facility) Overhead Self-Cleaning Electromagnet**  
3" high cleats




**Overhead Stationary Electromagnet**  
20-year warranty on coil burnout



ver.10/24

# Engineering Driven - Customer Service Focused



Dings Company Magnetic Group engineering and sales staff work together from our Milwaukee, WI factory to provide outstanding customer service from experts in magnetic separation. We listen to our customers to gain an understanding of their needs and apply our experience in their trade to provide magnetic separation equipment that is sized and positioned for the best possible performance in their specific application.



# Dings magnetic group

## Overhead Stationary Permanent Magnet Quote Request

Company: \_\_\_\_\_ Quote Required Date: \_\_\_\_\_

Address: \_\_\_\_\_ Contact Person: \_\_\_\_\_

City, State, ZIP: \_\_\_\_\_ Contact Email: \_\_\_\_\_

Phone/Cell: \_\_\_\_\_ Email Completed RFQ to: magsales@dingsco.com

Date Equipment Required by: \_\_\_\_\_ **\*You Must Select One to Print: Imperial Metric**

### Application Information

Application: \_\_\_\_\_

Type of Material Being Conveyed: \_\_\_\_\_

Belt Width: \_\_\_\_\_ Belt Speed: \_\_\_\_\_ Belt Capacity: \_\_\_\_\_

Bulk Density: \_\_\_\_\_ Max Lump Size: \_\_\_\_\_ Max. Burden Depth: \_\_\_\_\_ (b)

Requested Magnet Suspension Height: \_\_\_\_\_ (a) Trough Depth (if known): \_\_\_\_\_ (b)

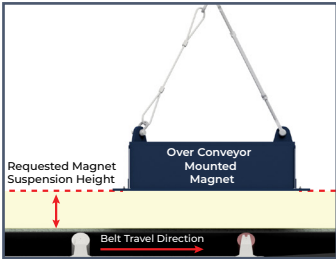
Conveyor Inclined? Yes No Inclined: \_\_\_\_\_ ° degrees

Trough Idlers: 0° degrees 20° degrees 35° degrees 45° degrees (b)

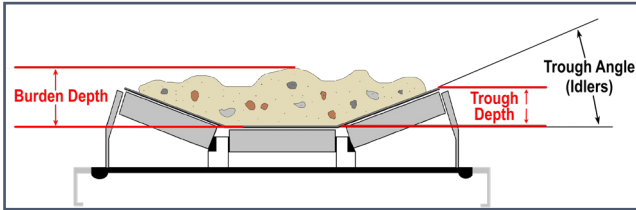
Supply Requirements: Volts: \_\_\_\_\_ Phase: \_\_\_\_\_ Cycles Per Second (Hz): \_\_\_\_\_

Description of Largest & Smallest Size of Metal to be Removed: \_\_\_\_\_

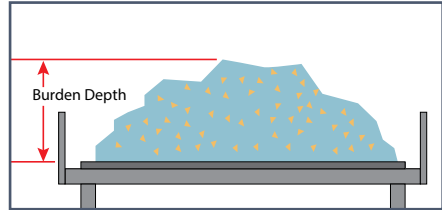
a) Description of magnet suspension height.



b) Description burden depth for troughed belt (idler angle and trough depth indicated).





b) Description of burden depth for flat belts (no idler angle/trough depth entries needed)



### Overhead Mounting Selection

Overhead Mounting Selection:

- Over Conveyor
- Over Head Pulley



### Overhead Magnet Options

- Hazardous Location
- Dust Cover
- CSA Approved Model
- 4-Point Suspension System

Special Requirements: \_\_\_\_\_

ver.10/24

**Call us for Expert Support of Dings Co. Equipment - Regardless of its Age**