

Overhead Stationary Electromagnets:

- ◇ Balanced Magnetic Circuit for maximum efficiency and equal distribution of length, width and depth of magnetic circuit
- ◇ Maintenance-free with no moving parts (apart from cooling oil changes as necessary)
- ◇ CSA approved and hazardous location models available
- ◇ Stainless steel bottom and center wear plate provides extra protection in the main impact area

Dings Stationary Electromagnet



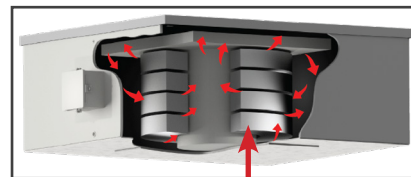
The **Dings stationary electromagnetic** is used in applications when separation of ferrous metal is critical but not continuous. Ferrous metal collected by the stationary electromagnetic is removed as necessary by cutting power to the magnet releasing the ferrous material.

Dings Electromagnetic Rectifier

All electromagnets require a DC power supply. Rectifiers convert alternating current (AC) from your local power source to the necessary direct current (DC) needed by electromagnets.

Anodized Aluminum Strap Coils

Dings electromagnetic coils are wound with an anodized aluminum strap— an exclusive design that generates more magnetism than any other on the market and exceeds Class H insulation rating! This design outlasts and out-performs copper wire with polymer insulation or bare aluminum with Nomex® insulation.



Oil Flow =  Anodized Aluminum Strap



20-Year Warranty on Coil Burnout

Dings Electromagnetic Coils

- ◇ No insulation is needed with anodized aluminum straps—eliminating the major cause of coil failure (insulation breakdown)
- ◇ More magnetism and separating power - generated by extra turns
- ◇ Each turn is exposed to oil-cooling - assuring a stronger, more efficient magnet
- ◇ Eliminates the need for external oil expansion pipes or tanks that require maintenance and can be damaged




- ◇ Maintenance-free
- ◇ Overload capacity for short infrequent periods
- ◇ Corrosion protection in extreme environments

Over the Head Pulley Position



Over the Conveyor Position



Note: Over the head pulley positioning produces the best magnet performance because the material becomes airborne liberating the tramp metal making it easier to separate. Inline sometimes permits use of a smaller magnet compared to crossbelt positioning. The Magnet is cleared of metal by cutting the power.

Note: Over the conveyor positioning is commonly used when over the head pulley positioning isn't feasible due to the process. Stationary over the conveyor magnets are cleared of tramp metal by cutting the power. This can be done over the belt or the magnet can be moved laterally using a trolley to facilitate collection in a bin adjacent to the conveyor for tramp metal collection.

More Dings Company Magnetic Separation Equipment

Overhead Stationary Permanent Magnet

Lifetime warranty on magnetism




Magnetic Head Pulley

Available in 3 different strength series



Eddy Current Separator

Separate non-ferrous metal



Overhead Self-Cleaning Electromagnet



MRF (Material Recovery Facility) Overhead Self-Cleaning Electromagnet

3" high cleats



Deep Draw Drum Magnet



Engineering Driven - Customer Service Focused



Dings Company Magnetic Group engineering and sales staff work together from our Milwaukee, WI factory to provide outstanding customer service from experts in magnetic separation. We listen to our customers to gain an understanding of their needs and apply our experience in their trade to provide magnetic separation equipment that is sized and positioned for the best possible performance in their specific application.



Dings magnetic group

Overhead Stationary Electromagnet Quote Request

Company: _____ Quote Required Date: _____

Address: _____ Contact Person: _____

City, State, ZIP: _____ Contact Email: _____

Phone/Cell: _____ Email Completed RFQ to: magsales@dingsco.com

Date Equipment Required by: _____

Application Information

Application: _____

Type of Material Being Conveyed: _____

Belt Width: _____ inches Belt Speed: _____ fpm Belt Capacity: _____ tph

Bulk Density: _____ lbs/ft³ Max Lump Size: _____ inches Max. Burden Depth: _____ inches^(b)

Requested Magnet Suspension Height: _____ inches^(a) Trough Depth (if known): _____ inches^(b)

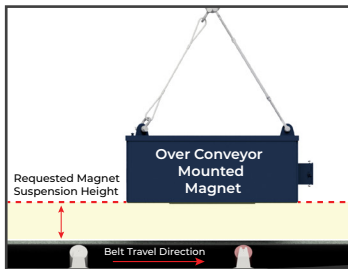
Conveyor Inclined? Yes No Inclined: _____ ° degrees

Trough Idlers: 0° degrees 20° degrees 35° degrees 45° degrees^(b)

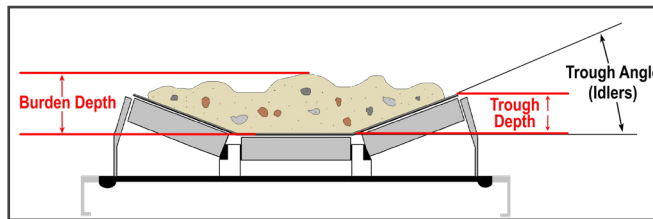
Supply Requirements: Volts: _____ Phase: _____ Cycles Per Second (Hz): _____

Description of Largest & Smallest Size of Metal to be Removed: _____

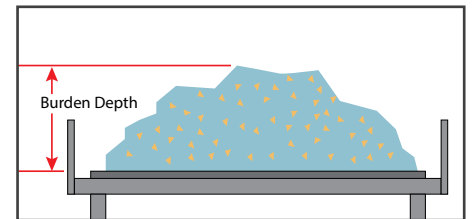
a) Description of magnet suspension height.



b) Description burden depth for troughed belt (idler angle and trough depth indicated).



b) Description of burden depth for flat belts (no idler angle/trough depth entries needed)




Overhead Mounting Selection

Overhead Mounting Selection:

- Over Conveyor
- Over Head Pulley

*Over the conveyor mounted



*Over head pulley mounted



Overhead Magnet Options

- Dust Cover
- 4-Point Suspension System
- *Stationary Model Only

- Hazardous Location
- CSA Approved Model

Special Requirements: _____

Rectifier Options

*Note: Electromagnets Require a Rectifier for Operation:

Rectifier:

Yes: No:

- ETL Listed Model
- Hazardous Location

Call us for Expert Support of Dings Co. Equipment - Regardless of its Age