


Overhead Self-Cleaning Magnets:

For Recycling Applications

Dings self-cleaning electro and permanent magnets are ideal for recovering valuable ferrous metal and improving the purity of recycled materials.



Self-Cleaning Overhead Electromagnets

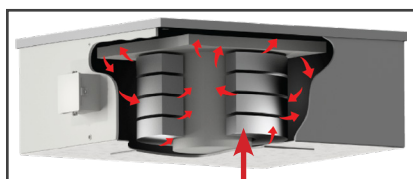
- ◇ Balanced magnetic circuit for maximum efficiency and equal distribution of length, width and depth of magnetic field.
- ◇ Stainless steel bottom and center wear plate provides extra protection in the main impact area
- ◇ IP56 AGMA Class II Motor
- ◇ Terminal connection box is NEMA 4 weather tight
- ◇ 9 different field strengths available

Self-Cleaning Overhead Permanent Magnets

- ◇ Unique construction - smaller, lighter magnet for a given strength than any other in the industry!
- ◇ Magnet housing filled with Ceramic VIII magnet material
- ◇ Non-magnetic stainless steel frame construction that prevents collection of ferrous metals
- ◇ IP56 AGMA Class II Motor
- ◇ 5 different field strengths available

Dings Electromagnetic Coils

- ◇ No insulation is needed with anodized aluminum straps—eliminating the major cause of coil failure (insulation breakdown)
- ◇ More magnetism and separating power - generated by extra turns
- ◇ Each turn is exposed to cooling oil - assuring a stronger, more efficient magnet
- ◇ Eliminates the need for external oil expansion pipes or tanks that require maintenance and can be damaged



Oil Flow =  Anodized Aluminum Strap



20-Year Warranty on Coil Burnout

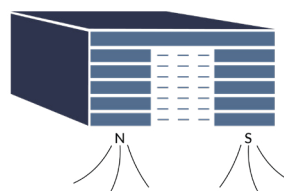
Dings DFC Design improves the overall performance of the magnet in 3 ways

- ◇ The magnetic field is stronger
- ◇ The magnetic field extends deeper
- ◇ The magnetic field pattern is more uniform



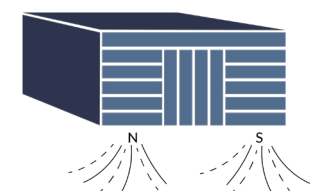
On Magnetism

Conventional Magnetic Circuit
With "filler" between the poles



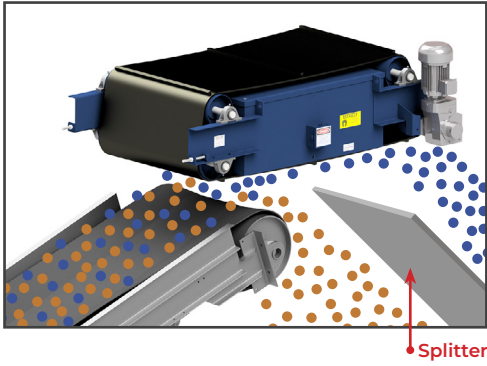
--- Indicates flux leakage in airspace

Dings Magnetic Circuit
with blocking magnets between the poles

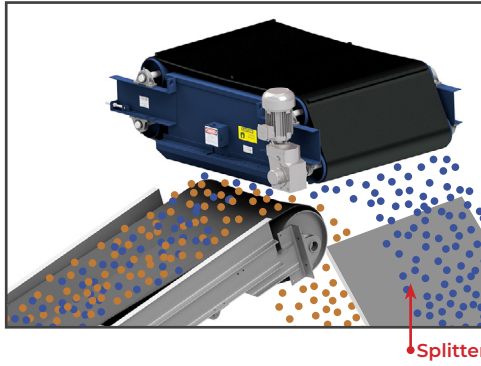


--- Indicates leakage converted to work force

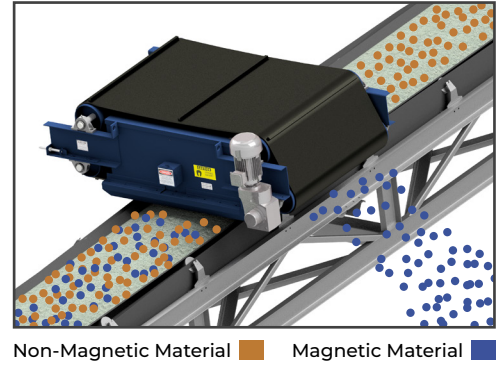
Inline Mounting Position



Crossbelt Over the Head Pulley



Crossbelt Over the Conveyor Belt



Non-Magnetic Material ■ Magnetic Material ■

Inline orientation is a more efficient mounting position than Crossbelt over the conveyor belt. With an inline mounted magnet, ferrous metal is liberated from the material as it is discharged from the conveyor making it easier to separate. Inline orientation sometimes permits the use of a smaller more economic magnet compared to cross-belt over the conveyor belt because the suspension height is reduced.

Cross-belt over the head pulley orientation is a more efficient option than mounting over the belt. One reason for this is the conveyor belt flattens as it reaches the pulley allowing for a reduced suspension height. Another is as the material leaves the conveyor it becomes airborne liberating the tramp metal and making it easier to separate. This orientation may permit the use of a smaller more economic magnet.

In a cross-belt over the conveyor belt mounting position the magnet is installed at a right angle to the travel direction of the material on the belt. Tramp metal is collected by the magnet and discharged by the magnet's self-cleaning belt into a collection bin along side the conveyor. This orientation is commonly used when the magnet is being installed on an existing conveyor.

More Dings Company Magnetic Separation Equipment


**MRF (Material Recovery Facility)
Overhead Self-Cleaning
Electromagnet**
3" high cleats




Magnetic Head Pulley
Available in 3 different strength series



**Severe Duty Overhead
Self-Cleaning Electromagnet**
Stainless steel pads and cleats to protect
against damage caused by sharp metal




Eddy Current Separator
Separate non-ferrous metal



Deep Draw Drum



Engineering Driven - Customer Service Focused



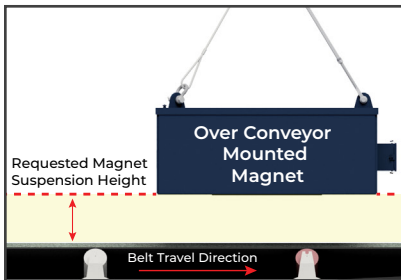
Dings Company Magnetic Group engineering and sales staff work together from our Milwaukee, WI factory to provide outstanding customer service from experts in magnetic separation. We listen to our customers to gain an understanding of their needs and apply our experience in their trade to provide magnetic separation equipment that is sized and positioned for the best possible performance in their specific application.

Dings magnetic group Overhead Magnet Quote Request for Recycling

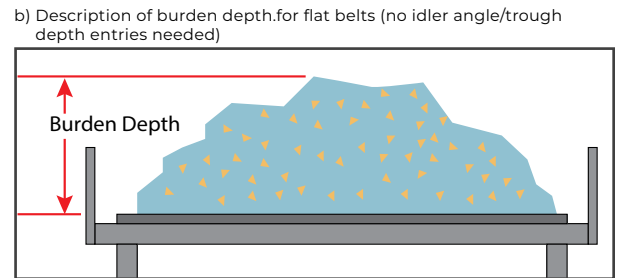
Company: _____ Quote Required Date: _____
 Address: _____ Contact Person: _____
 City, State, ZIP: _____ Contact Email: _____
 Phone/Cell: _____ Email Completed RFQ to: magsales@dingsco.com
 Date Equipment Required by: _____

Information for Aggregate Applications

Type of Material Being Conveyed: _____
 Belt Width: _____ inches Belt Speed: _____ fpm Belt Capacity: _____ tph
 Bulk Density: _____ lbs/ft³ Max Lump Size: _____ inches Max. Burden Depth: _____ inches^(b)
 Requested Magnet Suspension Height: _____ inches^(a)
 Conveyor Inclined? Yes No Inclined: _____ ° degrees
 Supply Requirements: Volts: _____ Phase: _____ Cycles Per Second (Hz): _____
 Description of Largest & Smallest Size of Metal to be Removed: _____






a) Description of magnet suspension height.



b) Description of burden depth for flat belts (no idler angle/trough depth entries needed)

Overhead Magnet Selection

- Electromagnet Permanent
 Overhead Mounting Selection:
 Inline
 Cross-Belt Over Conveyor
 Cross-Belt Over Head Pulley



Non-Magnetic Material ■ Magnetic Material ■

Overhead Magnet Options

- | | | |
|------------------------|-------------------|--------------------|
| 1" Rubber Cleats (STD) | Dust Cover | Hazardous Location |
| 3" Rubber Cleats | Pulley Guard | CSA Approved Model |
| High Temp. Belt | Zero Speed Switch | |
| Armor-Clad Durabelt | | |
- Special Requirements: _____

Rectifier Options

- *Note: Electromagnets Require a Rectifier for Operation:
- Rectifier:
- Yes: No:
- ETL Listed Model
- Hazardous Location

Call us for Expert Support of Dings Co. Equipment - Regardless of its Age